

RIVER AND WEATHER CONDITIONS

Prepared for the Pittsburgh Waterways Association Meeting 6/9/2021

National Weather Service Forecast Office, Pittsburgh PA

For the latest river and weather forecasts--<http://www.weather.gov/pittsburgh>


WEATHER RECAP

May was a rather cool month, with the average temperature running below normal. We also had less than the normal amount of precipitation.

<i>Location</i>	<i>May 2021 Precipitation</i>	<i>Departure (Inches)</i>
<i>Pittsburgh</i>	3.09	-0.74

<i>Location</i>	<i>May Average Temperature</i>	<i>Departure Degrees</i>	<i>Extreme High</i>	<i>Extreme Low</i>
<i>Pittsburgh</i>	58.5	-2.7	87 on May 23	32 on May 1

Pittsburgh Forecast:



OUTLOOK

This week: Shower and thunderstorm chances are possible for much of the week. Precipitation 2.00-2.50 inches possible.

Week of June 14th: High pressure will return dry and seasonable conditions.

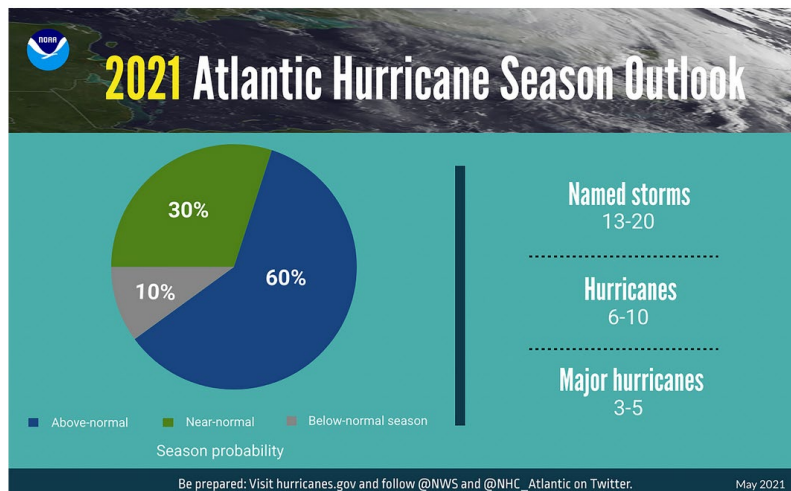
Week of June 21st: Temperatures slightly above normal and near normal precipitation.

Week of June 28th: Above average temperatures and precipitation.

Outlook for July: Temperatures slightly above normal with near normal precipitation.

Summer Outlook: Above average temperatures and near normal precipitation.

Hurricane Outlook: 60% chance for an above normal season in the Atlantic.



HIGH WATER POTENTIAL

Streamflows are running near normal across the region. As such, it will take 2.50-3.00 inches in 12 hours to reach bankfull..

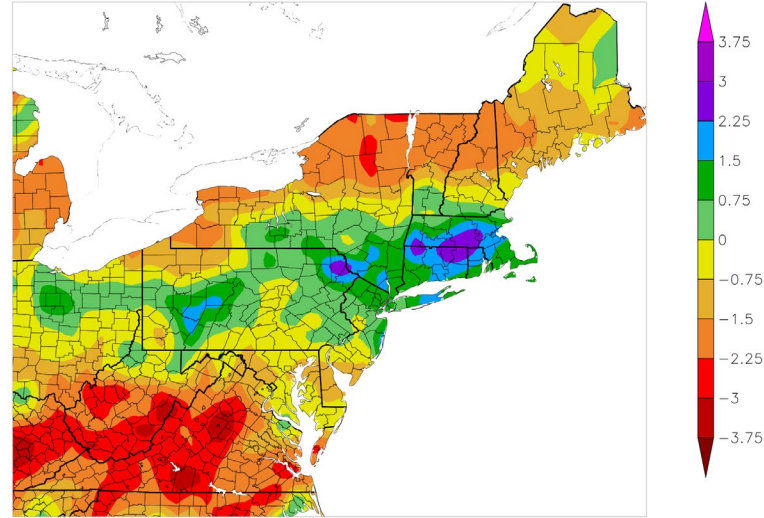
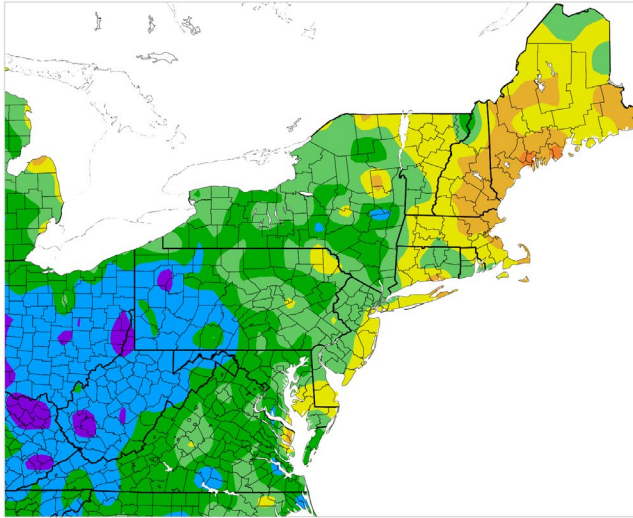
Average Yearly precipitation Pittsburgh: 38.19 inches. In 2021: 15.78 (-1.03)

Totals for: **2020: 39.33" (+1.14)**; 2019: 52.46" (+14.27); 2018: 57.83" (+19.64); 2017: 42.15"; 2016: 35.01"; 2015: 40.56"; 2014: 36.84"; 2013: 36.65"; 2012: 41.74"

Average Yearly snowfall Pittsburgh: 41.9 inches. 2020-21: 57.7" (+13.6); 2019-20: 21.7" (-19.6); 2018-19: 36.6" (-5.3); 2017-18: 59.8" (+17.9); 2016-17: 32.0" (-9.2), 2015-16: 29.6" (-12.3) 2014-15: 47.2"; 2013-14: 63.4"; 2012-13: 57"; 2011-12: 37"; 2010-11: 57"; 2009-10: 77"

Departure from Normal Temperature (F)
5/1/2021 - 5/31/2021

Departure from Normal Precipitation (in)
5/1/2021 - 5/31/2021



Generated 6/6/2021 at HPRCC using provisional data.

NOAA Regional Climate Centers 5/6/2021 at HPRCC using provisional data.

NOAA Regional Climate Centers

7 Day rain forecast

