

# RIVER AND WEATHER CONDITIONS

Prepared for Waterways Association Meeting 5/13/2015  
 National Weather Service Forecast Office, Pittsburgh PA  
 For the latest river and weather forecasts--<http://www.weather.gov/pittsburgh>

## WEATHER RECAP

For the month of April 2015, temperatures and precipitation were above normal. A "sudden summer" came in early May and has advanced the foliage/vegetation growth back to normal for this time of the year.

## OUTLOOK

**Outlook for rest of week:** Turning much cooler. Some frost possible over the weekend.

**Outlook for week of May 18:** Seasonable temperatures with showers off and on during the week.(approx. 1.50-2.00 inch)

**Outlook for Memorial day week:** Seasonable. (approx. 1.00-1.50 inch)

**June outlook:** Trend for below normal temperatures continues. In Pennsylvania when we have 2 back to back cold winters, the June of the second year has always been colder than normal with temperatures rarely getting into the middle 80s.

**Summer Outlook:** Much of the summer in the east expected to be within a degree to two of normal.

<i>Location</i>	<i>Apr 2015 Precipitation</i>	<i>Departure (Inches)</i>	<i>Apr Snowfall</i>	<i>Seasonal Snowfall</i>
<b>Pittsburgh</b>	3.95	+0.84	0.3 (-1.2)	47.5(+5.6)










<i>Location</i>	<i>Apr Average Temperature</i>	<i>Departure Degrees</i>	<i>Extreme High</i>	<i>Extreme Low</i>
<b>Pittsburgh</b>	52.9	+2.0	80(Apr 13)	26(Apr 1)

## HIGH WATER POTENTIAL

High water potential is below normal. Foliage and vegetation growth rapidly reached normal with the warm weather. Flows on area rivers started out in April at over 200% of normal, but the drier weather in late April/early May brought flows on the Allegheny and Ohio River down to about 75 % of normal, while the Monongahela had about 40%. A minimum of 1.50 inch basin wide rainfall in 6 to 12 hours is needed to bring rivers to bank full. Below normal rainfall and below normal temperatures are expected into mid-June. Total rainfall through the first week of June should average about 3.0 which is about an inch below normal. The Allegheny and Beaver will likely have more rain than the Monongahela during this period.

## WEATHER FORECAST

Pittsburgh PA

Today	Tonight	Thursday	Thursday Night	Friday	Friday Night	Saturday	Saturday Night	Sunday
								
30%				50%	40%	40%	30%	40%
Chance Rain	Partly Cloudy	Sunny	Partly Cloudy	Chance Thunderstorms	Chance Thunderstorms	Chance Thunderstorms	Chance Thunderstorms	Chance Thunderstorms
High: 58 °F	Low: 39 °F	High: 70 °F	Low: 51 °F	High: 76 °F	Low: 60 °F	High: 78 °F	Low: 63 °F	High: 80 °F

**8-14 Day Outlook...** Normal temperatures and below normal rainfall.

**30 Day Outlook...** Below normal temperatures and normal precipitation.

**Jun-Jul-Aug Outlook...** Normal temperatures and normal rainfall

**Aug-Sep-Oct Outlook...** Normal temperatures and below normal rainfall

**Oct-Nov-Dec Outlook...** Normal temperatures and normal rainfall

**Average Yearly rainfall Pittsburgh:** 38.19 inches **So far in 2015:** 12.09 (+0.17)

Totals for: 2014: 36.84 2013: 36.65 inches; 2012: 41.74 inches; 2011: 44.24 inches; 2010: 37.85 inches

**Average Yearly snowfall Pittsburgh:** 41.9 inches 2014-15 season: 47.5 inches (+5.6)

2013-14: 63.4 inches; 2012-13: 57 inches; 2011-12: 37 inches; 2010-11: 57 inches; 2009-10: 77 inches

	Jan	Feb	Mar	Apr	May	Jun	Jul	Aug	Sep	Oct	Nov	Dec	Annual
Average monthly precipitation	2.7	2.39	2.95	3.11	3.95	4.3	3.83	3.48	3.11	2.29	3.23	2.85	38.19

# OHIO RIVER: Mean Monthly Flow Values

77 Year average 1928-2004  
Mean Monthly Flow Plotted at Mid-Month  
Data courtesy US Army Corps of Engineers

